


On Stage  
with  
American Family Theater



Study Guide:




Another Fine Teaching Tool From:



American Family Theater inc.

# On Stage with American Family Theater Pippi Longstocking




## Table of Contents:

Letter from the Producer .....	3
Before You Go .....	4
Theater Etiquette .....	5
Scenic Breakdown .....	6
Synopsis .....	7 & 8
About the Author .....	9
After the Show .....	10
Interdisciplinary Activities .....	11 & 12
Acrostic .....	13
Think Theatrically .....	14
Fan Letter .....	15
Theater Vocabulary .....	16
Write a Review .....	17
Careers in the Arts .....	18
Word Search .....	19
Draw a Picture.....	20
Maze.....	21



# On Stage with American Family Theater



**Letter from  
the Producer!**

Dear Educator:

This guide contains suggested learning experiences for various grade levels. It is intended to help your students enjoy and utilize the theater-going experience. Please select those ideas that best relate to your curriculum and classroom needs. We would appreciate knowing which suggestions you actually incorporated into your lesson plans and how they worked for you.

Share your fun and ideas with us. We will be pleased to receive any projects that grow from this experience... letters, cassettes, original drawings, photos, etc. You may send them to:


American Family Theater, Inc.  
1429 Walnut Street  
4<sup>th</sup> Floor  
Philadelphia, PA 19102

Theater is, indeed, a superb learning tool that you and your students will share, cherish and remember. We look forward to welcoming you and your classes to the theater.

Cordially,

Laurie Wagman  
Founder/Chairman

# On Stage with American Family Theater




## Before You Go:



**ASK** the students to recall the story of PIPPI LONGSTOCKING by telling it informally, as they remember it. Have they recounted the traditional story or an adaptation? Discuss the fact that there are many versions or adaptations of all tales. Identify the main characters and the basic story using the attached synopsis.

**DETERMINE** if they have seen the story of PIPPI LONGSTOCKING performed before (On film? On stage? At school? In professional theater? Maybe on TV or video?) and in what art form. (Play? Ballet? etc.) Maybe they have read the book? Discuss any recollections in terms of similarities and differences. Do the different art forms affect their impressions? If so, try to make them aware of their varying reactions.

**SET** a part of the classroom aside for a ‘Pippi Longstocking Corner’. Ask students to bring in various books, CD’s, tapes, pictures, dolls, puppets, original drawings, etc. for perusing at their leisure. 


**EXPLAIN** to students that they are about to see a live, on-stage production of PIPPI LONGSTOCKING. There will be songs and dances, as well as acting, to tell the story.

*Note: This original musical adaptation is presented by American Family Theater for audiences across the country. Students can expect to see the traditional Pippi Longstocking characters.*



**ENCOURAGE** the students to relax and get into the spirit of the play once they are in the theater. Tell them they should use their imaginations freely and feel comfortable to respond openly to the actors on the stage.

# On Stage with American Family Theater




## Theater Etiquette:

The audience plays a key part in the overall theater experience. Each audience member affects those around him or her as well as the performers.


**Remind your class that everyone will have an especially wonderful time at the performance by remembering their theater manners.**

### Here is how students can help:

- ❖ It is important to remain seated throughout the entire performance.
- ❖ Restroom visits are best made prior to seating.
- ❖ Photography and recording during the performance are not permitted.
- ❖ Give your full attention and energy to the performers. In return, the performers give it back to you with a better performance.
- ❖ Don't talk during the show unless you are asked. Sometimes we think that if we whisper, it is okay. But if everyone in the audience whispers, it can be disruptive to the performers.
- ❖ Turn watches, pagers and cell phones to silent.
- ❖ Do not interrupt performers with comments that may disrupt the performance for others.
- ❖ Show the performers your appreciation for their efforts by applauding.



On Stage  
 with  
 American Family Theater  
 Pippi Longstocking



**Book: Astrid Lindgren**  
**Lyrics: Roberta Carlson**  
**Music: Roberta Carlson & Thomas W. Olson**



**CHARACTERS**

Pippi Longstocking	Larsson
Annika	Mr. Settergren
Mrs. Prysselius	Captain Longstocking
Klang	Carnival Barker
Thunder	Sailors
Bloom	

**SCENIC BREAKDOWN/MUSICAL NUMBERS**

**ACT I**

**SCENE 1** The wharf, outside Villa Villekulla (Pippi's home)  
 "OPENING".....The Company  
 "YOU NEVER KNOW".....Pippi & Annika  
 "PAPA IS A PIRATE".....Pippi  
 "NILSSON".....Pippi & Annika

**SCENE 2** The Carnival Grounds  
 "JANTA A JA" (Carnival Song).....The Company  
 "YOU COULD BE SOMEONE SPECIAL".....Pippi & Annika

**SCENE 3** Inside Villa Villakulla  
 "LULLABY".....Pippi  
 "SPECIAL" (reprise).....Pippi

**ACT II**


**SCENE 1** Outside Villa Villakulla  
 "WHAT IF".....Klang & Larsson

**SCENE 2** The Schoolhouse  
 "PLUTTIFIKATION"..... Mrs. Prysselius, Pippi & Annika

**SCENE 3** The Parlor of the Settergren Home

**SCENE 4** Outside Villa Villakulla  
 "SAILORS CHANT"..... Captain & Sailors  
 "FINALE".....The Company

On Stage  
with  
American Family Theater  
Pippi Longstocking



**P**ippilotta Delicatessa Windowshade Macrelmint Ephraim's Daughter Longstocking – That's her full name, but everyone calls her "Pippi", including her new friend, Annika. And that's where our story begins.

While walking home from school, Annika comes upon Pippi looking out a window of Villa Villakulla, an old house she thought was uninhabited. After introducing herself, Annika asks about Pippi's family and Pippi explains that she lives alone in the villa and she sings and dances her way through her story. Annika learns that Pippi's father is a pirate, her mother is in heaven, and Pippi shares her house with a monkey and a horse. Delighted with her new friend, Annika invites Pippi to go with her to a carnival. Pippi, of course, says 'yes.' Annika, promising to hurry back, runs home to change her clothes.

Soon after Annika leaves for home, Mrs. Prysselius, a schoolteacher who works with the Child Welfare Board, sees Pippi playing outside Villa Villakulla. Pippi tells Mrs. Prysselius the same story she told Annika, and the woman makes plans to have Pippi adopted and sent to school. Pippi takes nothing Mrs. Prysselius says seriously, and as soon as Annika returns, Pippi gathers together a suitcase of gold coins and they go off to the carnival.






At the carnival, two thieves, Thunder and Bloom, notice Pippi taking gold coins from her suitcase and decide to follow her home, planning to steal Pippi's money. They wait outside the villa until they think Pippi is asleep and then sneak into the house. But Pippi is too smart for them and with the help of their monkey, Mr. Nilsson she literally pulls the rug out from under the two thieves and chases them into the night.

The next day Mr. Settergren, Annika's father, invites Pippi for a visit. Much to Pippi's surprise, Mrs. Prysselius is there. Pippi does her best to impress the grown-ups with her good manners and knowledge, but only succeeds in making a mess of everything. Seeing Pippi's gold coins, Mrs. Prysselius is convinced that Pippi is not only an orphan, but also a thief, and she calls the police to have Pippi taken away to an orphanage. However, just in the nick of time, Captain Longstocking returns and saves Pippi from the police and from the misguided good deeds of Mrs. Prysselius.

Captain Longstocking decides that it would be best if Pippi comes with him back to his ship. Pippi is overjoyed at the thought of joining her father on his ship until she realizes she may never see Annika again. Pippi is torn, but, seeing how sad her leaving is making Annika, she decides that she should stay at the Villa Villakulla. Her father concurs (after all, life on a pirate ship is not the best possible life for a little girl). Captain Longstocking waves goodbye to the children and promises to return very soon. Annika and Pippi Longstocking head back to the Villa Villakulla for more adventures.



On Stage  
with  
American Family Theater  
Astrid Lindgren (1907-2002)



About the Author:


**C**an you imagine a nine-year-old girl with red hair, who lives by herself with a horse and a monkey, who happens to be the strongest most outrageous girl in the world? Well that's what Astrid Lindgren did when her daughter asked her to tell her a story one night! This story went on to be Lindgren's second published book and the most famous.

Astrid Lindgren was born in 1907 in Smaland, Sweden and at 18 moved to Stockholm. In 1931 she married Sture Lindgren.

She wrote her first book in 1944, *The Confidences of Brit-Mari*, which won second prize in a competition and started her literary career. Soon after, she wrote down that story she told her daughter about Pippi Longstocking and decided to have it published. The character of Pippi was so outrageous that the publisher rejected it! But a rival publisher took on the book and once again she won a book contest.

Pippi Longstocking came out in 1945 in Sweden, but didn't hit the United States till 1950. It wasn't popular right away here but it would eventually sell 6 million copies in this country alone. Translated into 50 languages, Pippi would inspire many TV shows and movies.

Before her death on January 28, 2002, there would be a theme park based on settings from her books and a hospital for children opened in her name.



# On Stage with American Family Theater



## QUESTIONS FOR DISCUSSION

Ask the students to express their feelings as they recall the story line of the production.



- How would you describe Pippi?
- What would it be like to live with only your pets?
- Should Mrs. Prysellius, from the Children's Bureau, be able to tell Pippi where to live?
- Is it safe for a real (not fairy-tale) child to live alone?
- What make Pippi different from you and your friends?
- What is unusual about Pippi's house?
- Why does Annika have so much fun there?
- Would you enjoy visiting Pippi's house?
- What would it be like to be as strong as Pippi?
- Would you like to have a suitcase full of gold? What would you do with it?
- Why did Pippi decide to stay in her house, go to school and live near Annika, rather than sail the seas with her father? Which would you have done?




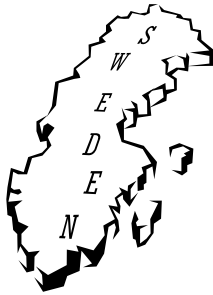
## ALTERNATE TITLES

Have the students be creative and think of some other possible titles for the show.

## “SPECIAL” PROJECT

Pippi sings a song about why she is special. Have the students tell why they are special. Let them use any medium they chose, whether it is a song, an essay or collage. Let them use their creativity.

# On Stage With American Family Theater



## SOCIAL STUDIES/CULTURES/GEOGRAPHY





- ❖ Research Sweden. Its culture, people, customs and recipes. Find it on a map and locate important cities and landmarks. Be sure to locate Astrid Lindgrens' birthplace.

## HISTORY

- ❖ Pippi's father is a pirate. Learn about pirates, their history, where they are from and some of the most famous of them.

## MATHEMATICS

- ❖ Pippi calls multiplication 'pluttifikation'! Practice using multiplication by helping Pippi finish this math square.

5	x		=	
x		x		x
	x	2	=	8
=		=		=
20	x		=	200

## LANGUAGE ARTS

- ❖ WRITING ASSIGNMENTS:



- Write a sequel to the Pippi Longstocking story.
- Have students play the character in the show and other students interview them and write articles about them.

❖ LITERATURE:

- Research other books written by Astrid Lindgren and create a timeline of her published books. Read them with the students.

❖ VOCABULARY:

- Use a dictionary to look up some vocabulary from the show. Be sure to use them in a sentence! *Adventure, lullaby, manners, special, voyage*

❖ WORD GAMES:

- Have the students find as many words as they can using the letters in:

PIPPI LONGSTOCKING

- Unscramble these words from the show:

LOSCOH (School)

RAPITSE (Pirates)

IPPIP (Pippi)

VARLINCA (Carnival)

## TECHNOLOGY

- ❖ Use the interviews and articles about the show and character to create a newspaper using a word processing program. Include advertisements too!
- ❖ Create a spreadsheet of all the languages the Pippi books have been translated into. Add other information such as the year it was published and how many books sold, etc.
- ❖ Develop a database of all of the movies, TV shows, etc. about Pippi. Include the year they were created, etc.



## MUSIC


- ❖ Collect as many soundtracks from musical versions of Pippi Longstocking as you can find. Have the class listen to them all. What are the differences? How do the versions use the music to convey each part of the story.



## GEOGRAPHY

- ❖ Use your spreadsheet and locate all of the countries that the Pippi books have been translated into and be sure to learn the capital of each country.

# On Stage With American Family Theater



## Acrostic:

An acrostic is a simple poem based upon a single word. Use the words Pippi Longstocking and try to find other words or phrases, beginning with those letters, that pertain to our show.

P Irates

i

p

p

i

l

o

n

G

s

t

o

c


k

i

n

G

On Stage  
With





## THINK THEATRICALY:

### ABOUT THE PRODUCTION:

- Describe the sets and how they establish the scenes for different parts of the story. (What did you actually see and what did you see with your imagination?)
- How did the addition of music and dance add to the story?
- What kind of dances did you see? (Ballet? Waltz? Etc.) How were they different?
- What did the different costumes tell you about each character?
- What do you think was the funniest part of the show? The scariest? The nicest?
- Have you ever been to a live stage show before?
- What role did the audience play in the production?
- If you could be in the show, which role would you prefer?
- What other stories do you think would be fun to see as a play?

**Note:** American Family Theater uses highly technical special effects called intellibeams that create special effects with moving patterns of light and color both on stage and in the audience.

### HOW ABOUT YOU:

- Do you like to act? Sing? Dance?
- Have you ever been on stage?
- What did you do on stage?
- Share your experience with your class.
- Would you like to be in a show?




### CREATE YOUR OWN MUSICAL:

Write your own story or choose a favorite storybook and make a musical out of it. Start by writing a script, music & lyrics. Decide who will play each part, who will sing and who will dance.

Choreograph the song(s). Have the students not playing parts design sets and costumes and make them. Give everyone a job that best suits their capabilities! Perform your play for another class or grade.



On Stage  
with  
American Family Theater




Here is a list of words about the theater for you to get to know!





<b>Actor</b>	A theatrical performer.
<b>Applause</b>	Approval expressed by the clapping of hands.
<b>Back-Stage</b>	The area behind and to the side of the part of the stage where the action of the performance takes place.
<b>Choreographer</b>	The person who develops and arranges the dance movements for the dancers and actors.
<b>Composer</b>	A person who writes music.
<b>Costume</b>	A style of clothes, including garments, accessories and hair style, characteristic of a particular country, period or cultural, worn on-stage during a theatrical production.
<b>Crew</b>	The group of people who run the various technical operations during a performance, including the lighting, curtain, set, scene changes, sound effects and props.
<b>Designers</b>	Individuals who create the set, costumes, lighting and sound effects for the performance.
<b>Director</b>	The person who supervises all the artists during rehearsals and instructs all dramatic aspects of the production.
<b>Lyricist</b>	The person who writes the words for a song.
<b>Musical Theater</b>	A play that uses music, song and dance to tell the story.
<b>Play</b>	A staged representation of an action or story.
<b>Playwright</b>	The person who writes plays.
<b>Props</b>	All the objects used in a theatrical production.
<b>Score</b>	The sheet music that the actor memorizes and performs.
<b>Script</b>	Pages from which the actors read their lines.
<b>Stage Manager</b>	The person who assists the director during rehearsal and supervises the physical aspects of a stage production.



# On Stage with American Family Theater



## Careers in the Arts:

Accompanist 	Computer Graphics	Illustrator	Props Designer
Actor/Actress	Composer	Instrumentalist	Publisher
Artist	Concert Singer	Librettist	Scenic Designer
Artistic Director	Conductor	Lighting Designer 	Special Effects
Art Teacher	Costume Designer	Makeup Artist	Stage Director
Band Director	Critic	Music Teacher	Stage Hand
Casting Director	Dancer 	Musician	Stage Manager
Choir Director	Dialect Coach	Orchestrator	Theater Director
Choreographer	Extra	Painter	Camera Operator
Cinematographer	Fashion Designer	Producer	Vocalist 

### Active Learning

What career would you consider interesting? Where do you think you could go to learn more about it?

---



---




---



---

# On Stage with American Family Theater



American Family Theater brings many wonderful classics to life on stage. Each musical production is filled with beautiful dance, costumes, sets, song and special effects to tell the story.



Find and circle the names of favorite characters from the word bank below. The names can go up, down, diagonal, backwards or forwards.


A	I	E	V	A	N	K	N	W	E	M	I	T	Y	N	I	T
P	A	C	A	L	T	U	N	Y	T	A	N	Q	N	O	U	A
S	B	N	G	I	V	O	I	S	C	T	S	A	E	B	P	Q
C	R	B	N	R	J	Z	D	M	L	V	H	M	M	D	L	D
R	Q	U	E	E	N	G	D	K	C	V	P	A	A	N	N	S
O	D	S	T	U	F	K	A	I	F	T	P	L	B	O	I	F
O	I	D	H	M	H	R	L	U	Z	R	I	L	G	T	E	T
G	A	O	O	W	D	B	A	W	I	A	N	E	N	W	A	V
E	M	R	D	O	E	X	Y	N	C	X	O	R	R	I	L	X
Q	R	O	N	R	J	U	C	J	K	K	C	E	K	Z	I	T
P	E	T	S	C	F	E	H	D	E	Y	C	D	N	A	C	M
Y	M	H	B	E	A	U	T	Y	K	F	H	N	B	R	E	F
N	E	Y	H	R	V	W	E	K	D	K	I	I	G	D	C	C
I	L	G	R	A	Z	Q	X	P	J	F	O	C	W	O	U	S
O	T	R	J	C	E	X	F	I	K	H	O	F	C	F	W	L
G	T	Z	Q	S	J	G	Y	C	R	M	L	L	I	O	N	Q
L	I	D	M	E	Z	Z	U	V	J	I	B	B	X	Z	P	H
A	L	Y	S	W	I	H	T	O	M	S	A	W	Y	E	R	A
G	N	I	K	C	O	T	S	G	N	O	L	I	P	P	I	P

## Word Bank

Aladdin	Huck Finn	Queen
Alice	Knave	Scare Crow
Anne Frank	Lion	Scrooge
Beast	Little Mermaid	Tin Man
Beauty	Pinocchio	Tiny Tim
Cinderella	Pippi Longstocking	Tom Sawyer
Dorothy	Prince	Wizard of Oz




On Stage  
with  
American Family Theater




Be Creative!

Make a picture of your favorite scene in the performance. Be sure to show costumes, the set and the actors you like best.




On Stage  
with  
American Family Theater  
Pippi Longstocking



Help Captain Longstocking find his way back home to Pippi!



Finish



Start

